



Let's Go Camping!!

Thematic Unit: Let's Go Camping!!

Lesson Topic: Camping

Content Areas: Reading, Language Arts, Math, Science, Writing

Grade Level: Kindergarten

Language Proficiency levels: Speech Emergence, Intermediate, and High Intermediate

Overall Goals of Unit: In the unit, the students will learn what you need and the things you do when you go camping. They will have background knowledge of the outdoors here in America. Also, they will enhance their a) comprehension, b) academic language, c) phonetic awareness, d) vocabulary, and e) oral language.

TESOL Standards:

Standard 1: English language learners **communicate** for **social, intercultural, and instructional** purposes within the school setting.

Standard 2: English language learners **communicate** information, ideas, and concepts necessary for academic success in the area of **language arts**.

Standard 3: English language learners **communicate** information, ideas, and concepts necessary for academic success in the area of **mathematics**.

Standard 4: English language learners **communicate** information, ideas, and concepts necessary for academic success in the area of **science**.

TN ESL Standards:

K.R.2 Phonics: Demonstrate knowledge of letter recognition and letter sound

correspondence.

K.R.3 Word Recognition: Recognize high-frequency words and common word families.

K.R.6 Use pre-reading and reading strategies such as accessing prior knowledge, predicting, previewing, using graphic organizers and setting a purpose.

K.R.7 Identify words that name persons, places, or things and words that name actions.

K.L.2 Respond to questions in a verbal and nonverbal manner.

K.L.3 Understand basic structure of spoken language.

K.L.8 Understand content specific vocabulary and discourse features of the content area.

K.L.9 Demonstrate comprehension of spoken language through drawing conclusions, making generalizations, making predictions, etc.

K.S.3 Ask pertinent questions; respond to questions with basic facts.

K.S.4 Identify basic vocabulary.

Lesson Objectives: The students will:

1. Listen and answer questions from theme related books.
2. Match uppercase letter and lower case letters A-E.
3. Identify different landforms
4. Recognized and count numbers 0-5
5. Identify camp related objects
6. Write/trace camp words in their writing journals
7. Sort camping objects by color/size.
8. Draw and dictate their own campsite.
9. Identify forest animals.

Materials:

1. Literature:

Bauer, M.D. (1995). *When I Go Camping With Grandma*. USA: Bridgewater Books

Berry, L. (2009). *Duck Tents*. New York, NY: Henry Holt and Company

Gifaldi, D. (2001). *Ben, King of the River*. Morton Grove, IL: Albert Whitman and Company

Gould, D. (1992). *Camping in the Temple of the Sun*. New York, NY: Bradbury Press

Henkes, K. (1985). *Baily Goes Camping*. China: Harpercollins Publishers

Koontz, R. M. (1994). *The Camping Trip*. Dutton, NY: Cobblehill Books

George, K. O. (2001). *Roasting Marshmallows*. New York, NY: Houghton Mifflin Company

Parish, P. (1985). *Amelia Bedelia Goes Camping*. New York, NY: The Hearst Corporation

Seligson, S. (1992). *Amos Camps Out*. USA: Little, Brown, and Company

2. Some camping supplies for hands on purposes

3. Three circle maps

4. Pre -cut out star (5 for each student) and black paper (1 per student)

5. Vocabulary cards

6. Forest animal picture cards (1 set per group)

7. Crayons and paper

Instructional Procedures:

Set: Ask the students "If you were to go camping out to the woods and stay for 3 day, what would you need?" Write those things down on a circle map. Then show the camping vocabulary cards one at a time. See if the students can name the item and what it is used for, if not, explain.

Mini-lesson: Begin by reading *When I Go Camping with Grandma*. Discuss with the students about where you do and what you do when you go camping.

Group task #1: In groups, have pictures of forest animals. Have them sort the animals and explain their reasoning. Discuss possible ideas of how they can sort them before

Shared Reading: *Duck Tents*, *Amelia Bedelia Goes Camping*, *Amos Camps out*, *Baily Goes Camping*, and *Camping in the Temple of the Sun*

Choral reading: Show and read *Five Little Stars*. Have the class join in and read 4 more times. Use this during math time for number 0-5. Give the students 5 stars and a black piece of paper. Have them move a star to the paper as you read the poem. Stop in between lines to ask how many stars they have.

Also, use Who Lives in the Forest activity as a choral reading to teach the students so they can use it independently in a center. Place an animal picture in the blank and say the sentence with that animal.

Science Mini-lesson: Use landform cards to introduce vocabulary. Ask if there are any of these around Nashville or if they have personally seen any of these. Discuss with the students the difference between the similar landforms.

Closure: Make a circle map about what the students learned about camping. Be sure to point out the things that were not on the circle map at the beginning of the unit. Have the students draw what their perfect camp site would look like. Have them dictate what they would do, teacher writes for students.

Assessment Tools and Techniques:

Informal: Observation of students throughout lessons

Informal: Check list of students understand of specific content

Formal: Camping test

Formal: Landform test (draw landforms to be colored by students specific colors)

Formal: Number test

Language Learning Materials:

1. Identifying Landform Cards

2. Camp Vocabulary Cards

3. Who Lives in the Forest?

4. Camper, Camper Book

5. Choral Reading

6. Number Test

7. Camping Test

1. Identifying Landforms cards

Mountains



Hills



Island




Forest



Waterfall



Lake



River



2. Camping Vocabulary Cards

Tent



Flashlight



Campfire



Sleeping Bag



Lantern



Roasting



Backpack



Canoe



Compass



Telescope



Pine Tree



Pine Cone



Raft



Fishing Pole



Hiking




Canoeing







3. Who Lives in the Forest?

Who live in the forest?

A _____ lives in the forest.





4. Camper, Camper Book

Name



Camper, Camper

1

Camper, camper what do you see?

I see a forest peaceful as can be.

2

Forest, forest what do you see?

I see a squirrel living in a tree.

3

Squirrel, squirrel what do you see?

I see a blue jay noisy as can be.

4

Blue jay, blue jay, what do you see?

I see a river flowing out to sea.

5

River, river what do you see?

I see a fisherman standing next
to me.

6

Fisherman, fisherman, what to you
see?

7

I see a rainbow trout swimming
close to me.

8

5. Choral Reading



Five little stars, twinkling in the sky.

The first one said, “This is much too high.”

The second one said, “I’m the brightest star of all.”

The third one said, “Be careful, don’t fall.”

The fourth one said, “Isn’t nighttime fun?”

The fifth one said, “Oh no! Here comes the sun!”

Then up rose the Sun, so high in the sky,

And the five little stars said “Good bye!”

From <http://www.kinderkorner.com/camping.html>



6. Number Test

Draw stars corresponding to the numbers in each box.

3	1
5	0
4	2

Camping Test

Circle the items you need to go camping.

